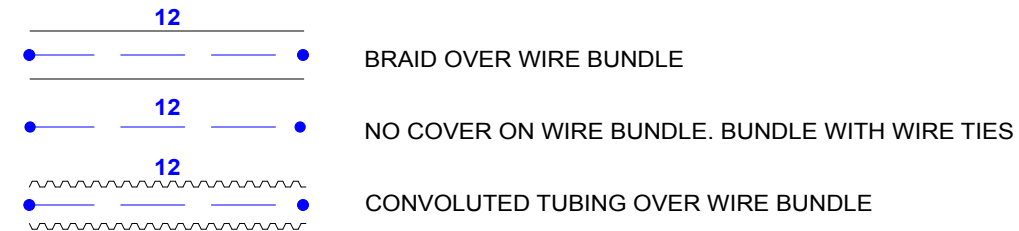


REV	DESCRIPTION	DATE	DRAWN BY
A.1	PRELIMINARY	8/16/2019	D SMITH

NOTES:

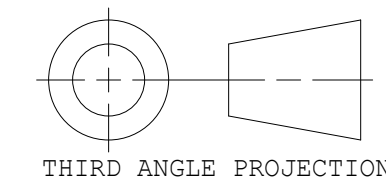
1. PLUG ALL UNUSED CAVITIES IN ALL SEALED CONNECTORS.
2. GRAPHIC SYMBOLS FOR WIRE BUNDLE.



3. MPLX HI AND MPLX LO SHALL BE TWISTED PAIR, 18 AWG, GXL, NO JACKET REQUIRED. TWIST LAY LENGTH TO BE NOMINAL ONE TWIST PER INCH.

WIRE LIST		FROM						TO				REF ONLY	
WIRE	SIGNAL	COLOR	AWG	CONN	CAV	TERMINAL	SEAL	CONN	CAV	TERMINAL	SEAL	LGTH	WIRE
425	BRAKE/TURN UP	BLUE	AWG 18	PB04	31	0462-201-16141		PB50	A	1062-16-0122		55.50	425
426	BRAKE/TURN DN	BLUE	AWG 18	PB04	32	0462-201-16141		PB51	A	1062-16-0122		55.50	426
427	BACKUP LT	WHITE	AWG 18	PB06	1	1062-16-0122		PB04	34	0462-201-16141		55.50	427
432	BACKUP ALARM	WHITE	AWG 16	PB49	1	1062-16-0122		PB04	2	0462-201-16141		50.50	432
434	WORK LT RR SW	YELLOW	AWG 18	PB08	1	1062-16-0122		PB04	15	0462-201-16141		59.50	434
435	AJAR SW L4	WHITE	AWG 18	PB20	4	1062-16-0122		PB04	14	0462-201-16141		212.50	435
436	NO SMOKE REV SIG	YELLOW	AWG 18	PB48	4	1062-16-0122		PB04	3	0462-201-16141		212.50	436
437	NO SMOKE STRT SIG	YELLOW	AWG 18	PB48	3	1062-16-0122		PB04	4	0462-201-16141		212.50	437
438	NO SMOKE CTRL	WHITE	AWG 18	PB48	1	1062-16-0122		PB04	6	0462-201-16141		212.50	438
439	NO SMOKE BK PSI	WHITE	AWG 18	PB48	2	1062-16-0122		PB04	24	0462-201-16141		212.50	439
441	WARN LH RR	VIOLET	AWG 18	PB04	37	0462-201-16141		PB05	1	1062-16-0122		63.50	441
442	WARN LH SIDE	VIOLET	AWG 18	PB04	38	0462-201-16141		PB55	1	1062-16-0122		115.50	442
443	SCENE LT RR	GREEN	AWG 16	PB04	8	0462-201-16141		PB10	1	1062-16-0122		97.50	443
444	SCENE LT LH	GREEN	AWG 16	PB04	40	0462-201-16141		PB16	1	1062-16-0122		190.50	444
445	BEACON LT	RED	AWG 16	PB17	1	1062-16-0122		PB04	36	0462-201-16141		162.50	445
450	GND BEACON	BLACK	AWG 16	PB17	2	1062-16-0122		PB53	7	1062-16-0122		156.00	450
452A	MPLX HI	YELLOW	AWG 20	SP94	L			JB52	A	1060-16-0644		59.00	452A
452B	MPLX HI	YELLOW	AWG 20	SP94	R			JG40	A	1060-16-0644		13.00	452B
452C	MPLX HI	YELLOW	AWG 20	PB57	1	0462-201-1631		SP94	L			82.00	452C
453A	MPLX LO	GREEN	AWG 20	SP95	L			JB52	B	1060-16-0644		57.00	453A
453B	MPLX LO	GREEN	AWG 20	JG40	B	1060-16-0644		SP95	R			15.00	453B
453C	MPLX LO	GREEN	AWG 20	SP95	L			PB57	2	0462-201-1631		80.00	453C
422A	ENGINE COMPT LT	ORANGE	AWG 16	PB04	5	0462-201-16141		SP85	L			125.50	422A
422B	ENGINE COMPT LT	ORANGE	AWG 18	SP85	R			PB14	1	1062-16-0122		38.00	422B
422B	STEP LT LH	GREEN	AWG 18	SP90	R			PB09	1	1062-16-0122		56.00	422B
422C	ENGINE COMPT LT	ORANGE	AWG 18	SP85	R			PB13	1	1062-16-0122		17.00	422C
422C	STEP LT LH	GREEN	AWG 18	SP90	R			PB07	1	1062-16-0122		23.00	422C
422D	STEP LT LH	GREEN	AWG 18	SP90	R			PB02	1	1062-16-0122		51.00	422D
422D	ENGINE COMPT LT	ORANGE	AWG 18	SP85	R			PB12	1	1062-16-0122		17.00	422D
423A	STEP LT LH	GREEN	AWG 16	PB04	9	0462-201-16141		SP90	L			36.50	423A
424A	MARKER LT	VIOLET	AWG 14	PB04	1	0462-209-16141		SP91	L			38.50	424A
424B	MARKER LT	VIOLET	AWG 18	SP91	R			PB15	1	1062-16-0122		76.00	424B
424C	MARKER LT	VIOLET	AWG 18	SP91	R			PB03	1	1062-16-0122		44.00	424C
424D	MARKER LT	VIOLET	AWG 18	SP91	R			PB01	1	1062-16-0122		101.00	424D
424E	MARKER LT	VIOLET	AWG 18	SP91	R			PB50	C	1062-16-0122		33.00	424E
424F	MARKER LT	VIOLET	AWG 18	SP91	R			PB51	C	1062-16-0122		33.00	424F
428A	GND ENG COMP LT	BLACK	AWG 18	SP86	R			PB53	2	1062-16-0122		121.00	428A
428B	GND ENG COMP LT	BLACK	AWG 18	PB14	2	1062-16-0122		SP86	L			36.00	428B
428C	GND ENG COMP LT	BLACK	AWG 18	PB13	2	1062-16-0122		SP86	L			15.00	428C
428D	GND ENG COMP LT	BLACK	AWG 18	PB12	2	1062-16-0122		SP86	L			19.00	428D
429A	GND STEP	BLACK	AWG 16	SP92	R			PB53	8	1062-16-0122		34.00	429A
429B	GND STEP	BLACK	AWG 18	PB09	2	1062-16-0122		SP92	L			52.00	429B
429C	GND STEP	BLACK	AWG 18	PB07	2	1062-16-0122		SP92	L			19.00	429C
429D	GND STEP	BLACK	AWG 18	PB15	2	1062-16-0122		SP92	L			74.00	429D
430A	GND MARKER LT	BLACK	AWG 16	SP87	R			PB53	5	1062-16-0122		37.00	430A
430B	GND MARKER LT	BLACK	AWG 18	PB02	2	1062-16-0122		SP87	L			24.00	430B
430C	GND MARKER LT	BLACK	AWG 18	PB03	2	1062-16-0122		SP87	L			15.00	430C
430D	GND MARKER LT	BLACK	AWG 18	PB01	2	1062-16-0122		SP87	R			72.00	430D
431A	GND TAILLIGHTS	BLACK	AWG 16	SP96	R			PB53	9	1062-16-0122		42.00	431A
431B	GND TAILLIGHTS	BLACK	AWG 18	PB50	B	1062-16-0122		SP96	L			7.00	431B
431C	GND TAILLIGHTS	BLACK	AWG 18	PB51	B	1062-16-0122		SP96	L			7.00	431C
431D	GND TAILLIGHTS	BLACK	AWG 18	PB06	2	1062-16-0122		SP96	R			7.00	431D
433A	GND BACKUP ALARM	BLACK	AWG 14	SP100	L			PB53	10	1062-14-0122		13.00	433A
433B	GND BACKUP ALARM	BLACK	AWG 16	SP100	R			PB49	2	1062-16-0122		31.00	433B
433C	GND BACKUP ALARM	BLACK	AWG 18	PB08	2	1062-16-0122		SP100	R			40.00	433C
440A	COMPT LT L4	WHITE	AWG 16	PB04	39	0462-201-16141		SP88	L			158.50	440A
440B	COMPT LT L4	WHITE	AWG 18	SP88	R			PB19	1	1062-16-0122		70.00	440B
440C	COMPT LT L4	WHITE	AWG 18	SP88	R			PB21	1	1062-16-0122		27.00	440C
446A	DECK LT	VIOLET	AWG 16	SP93	L			PB04	10	0462-201-16141		137.50	446A
446B	DECK LT	VIOLET	AWG 18	SP93	R			PB56	1	1062-16-0122		37.00	446B
446C	DECK LT	VIOLET	AWG 18	SP93	R			PB18	1	1062-16-0122		37.00	446C
447A	GND COMP LT	BLACK	AWG 16	SP89	R			PB53	3	1062-16-0122		150.00	447A
447B	GND COMP LT	BLACK	AWG 18	PB20	2	1062-16-0122		SP89	L			56.00	447B
447C	GND COMP LT	BLACK	AWG 18	PB19	2	1062-16-0122		SP89	L			72.00	447C
447D	GND COMP LT	BLACK	AWG 18	PB21	2	1062-16-0122		SP89	R			29.00	447D
448A	GND WARN LFT	BLACK	AWG 16	SP98	R			PB53	4	1062-16-0122		23.00	448A
448B	GND WARN LFT	BLACK	AWG 18	PB05	2	1062-16-0122		SP98	L			34.00	448B
448C	GND WARN LFT	BLACK	AWG 18	PB55	2	1062-16-0122		SP98	R			92.00	448C
449A	GND SCENE RR	BLACK	AWG 14	SP99	R			PB53	1	1062-14-0122		73.00	449A
449B	GND SCENE RR	BLACK	AWG 16	PB10	2	1062-16-0122		SP99	L			24.00	449B
449C	GND SCENE RR	BLACK	AWG 16	PB16	2	1062-16-0122		SP99	R			111.00	449C
451A	GND DECK LT	BLACK	AWG 16	SP97	R			PB53	6	1062-16-0122		129.00	451A
451B	GND DECK LT	BLACK	AWG 18	PB56	2	1062-16-0122		SP97	L			39.00	451B
451C	GND DECK LT	BLACK	AWG 18	PB18	2	1062-16-0122		SP97	L			39.00	451C

APPLICABLE STANDARDS / SPECIFICATIONS
HARNES SPECIFICATIO DRAWING 606000



DO NOT SCALE DRAWING
DIMENSIONS ARE IN INCHES
UNLESS OTHERWISE SPECIFIED.

		EMERGENCY ONE INC Ocala FL USA	
DATE OF RELEASE DRAWN BY CHECKER DESIGN APPROVAL SIMILAR TO:		HARN P8AT BODY LH SIZE SCALE	
D SMITH R MILLETT P WOOTEN		8/16/2019 1097218 NONE	
		SHEET 1 OF 2	

REV	DESCRIPTION	DATE	DRAWN BY
A.1	PRELIMINARY	8/16/2019	D SMITH

Pin	Wire	Signal	Target
1	424A	MARKER LT	SP91.SP
2	432	BACKUP ALARM	PB49.1
3	436	NO SMOKE REV SIG	PB62.4
4	437	NO SMOKE STRT SIG	PB62.3
5	422A	ENGINE COMPT LT	SP116.SP
6	438	NO SMOKE CTRL	PB62.1
7			
8	443	SCENE LT RR	PB10.1
9	423A	COMPT LT R3	SP90.SP
10	446A	DECK LT	SP93.SP
11			
12			
13			
14	435	AJAR SW L4	PB20.4
15	434	WORK LT RR SW	PB08.1
16			
17			
18			
19			
20			
21			
22			
23	439	NO SMOKE BK PSI	PB62.2
24			
25			
26			
27			
28			
29			
30			
31	425	BRAKE/TURN UP	PB50.A
32	426	BRAKE/TURN DN	PB63.A
33			
34	427	BACKUP LT	PB06.1
35			
36	445	BEACON LT	PB17.1
37	441	WARN LH RR	PB05.1
38	442	WARN LH SIDE	PB60.1
39	440A	MRKR/TRN RH	SP88.SP
40	444	SCENE LT LH	PB16.1

Pin	Wire	Signal	Target
1	442A	COMPT LT R3	SP90.SP
2	430B	GND MARKER LT	SP118.SP

Pin	Wire	Signal	Target
1	422D	COMPT LT R3	SP90.SP
2	430B	GND MARKER LT	SP118.SP

Pin	Wire	Signal	Target
1	424C	MARKER LT	SP91.SP
2	430C	GND MARKER LT	SP118.SP

Pin	Wire	Signal	Target
1	432	BACKUP ALARM	PB42.2
2	433B	GND BACKUP ALARM	SP100.SP

Pin	Wire	Signal	Target
1	449A	GND SCENE RR	SP98.SP
2	428A	GND ENG COMPT LT	SP117.SP
3	447A	GND CMPT R	SP88.SP
4	448A	GND WARN LFT	SP98.SP
5	430A	GND MARKER LT	SP118.SP
6	451A	GND DECK LT	SP97.SP
7	450	GND BEACON	PB17.2
8	429A	GND CMPT R	SP92.SP
9	431A	GND TAILLIGHTS	SP96.SP
10	433A	GND BACKUP ALARM	SP100.SP
11			
12			

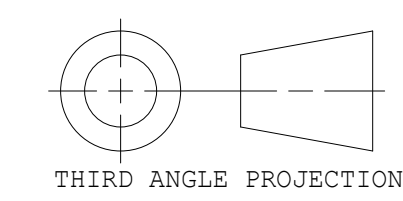
Pin	Wire	Signal	Target
A	425	BRAKE/TURN UP	PB04.31
B	431B	GND TAILLIGHTS	SP96.SP
C	424E	MARKER LT	SP91.SP

Pin	Wire	Signal	Target
A	426	BRAKE/TURN DN	PB04.32
B	431C	GND TAILLIGHTS	SP96.SP
C	424F	MARKER LT	SP91.SP

Pin	Wire	Signal	Target
1	427	BACKUP LT	PB04.34
2	431D	GND TAILLIGHTS	SP96.SP

APPLICABLE STANDARDS / SPECIFICATIONS
HARNES SPECIFICATIO DRAWING 606000

DO NOT SCALE DRAWING
DIMENSIONS ARE IN INCHES
UNLESS OTHERWISE SPECIFIED.



		EMERGENCY ONE INC OCALA FL USA	
		HARN P8AT BODY LH	
DATE OF RELEASE	DRAWN BY D SMITH	DATE 8/16/2019	SIZE C 1097218 SCALE NONE SHEET 2 OF 2
CHECKED BY R MILLETT	DESIGN APPROVAL P WOOTEN	SIMILAR TO:	