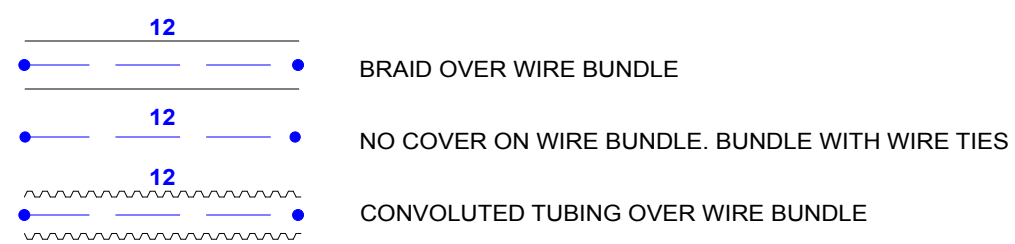


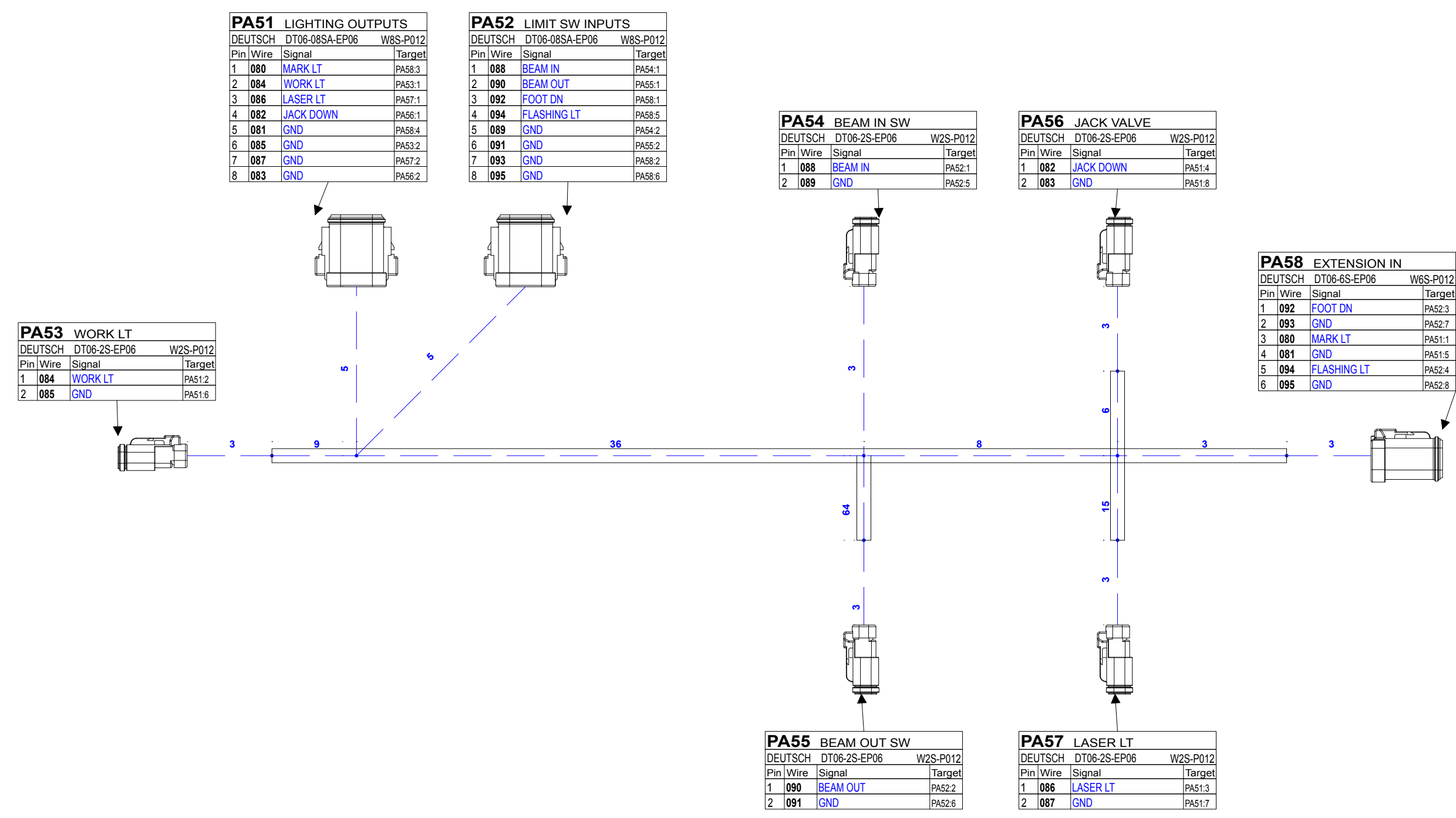
NOTES:

1. PLUG ALL UNUSED CAVITIES IN ALL CONNECTORS.
2. GRAPHIC SYMBOLS FOR WIRE BUNDLE.



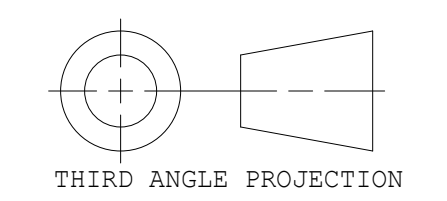
REV	DESCRIPTION	DATE	DRAWN BY
A.1	INITIAL RELEASE	08/01/2018	T CUPPY

WIRE	SIGNAL	COLOR	AWG	FROM				TO				REF ONLY	
				CONN	CAV	TERMINAL	SEAL	CONN	CAV	TERMINAL	SEAL		
080	MARK LT	VIOLET	AWG 18	PA51	1	1062-16-0122		PA58	3	1062-16-0122		62.3	080
081	GND	BLACK	AWG 18	PA58	4	1062-16-0122		PA51	5	1062-16-0122		62.3	081
082	JACK DOWN	WHITE	AWG 18	PA56	1	1062-16-0122		PA51	4	1062-16-0122		60.3	082
083	GND	BLACK	AWG 18	PA51	8	1062-16-0122		PA56	2	1062-16-0122		60.3	083
084	WORK LT	GREEN	AWG 18	PA53	1	1062-16-0122		PA51	2	1062-16-0122		19.3	084
085	GND	BLACK	AWG 18	PA51	6	1062-16-0122		PA53	2	1062-16-0122		19.3	085
086	LASER LT	GREEN	AWG 18	PA51	3	1062-16-0122		PA57	1	1062-16-0122		69.3	086
087	GND	BLACK	AWG 18	PA57	2	1062-16-0122		PA51	7	1062-16-0122		69.3	087
088	BEAM IN	YELLOW	AWG 18	PA54	1	1062-16-0122		PA52	1	1062-16-0122		46.3	088
089	GND	BLACK	AWG 18	PA54	2	1062-16-0122		PA52	5	1062-16-0122		46.3	089
090	BEAM OUT	YELLOW	AWG 18	PA52	2	1062-16-0122		PA55	1	1062-16-0122		110.3	090
091	GND	BLACK	AWG 18	PA52	6	1062-16-0122		PA55	2	1062-16-0122		110.3	091
092	FOOT DN	YELLOW	AWG 18	PA52	3	1062-16-0122		PA58	1	1062-16-0122		62.3	092
093	GND	BLACK	AWG 18	PA52	7	1062-16-0122		PA58	2	1062-16-0122		62.3	093
094	FLASHING LT	VIOLET	AWG 18	PA58	5	1062-16-0122		PA52	4	1062-16-0122		62.3	094
095	GND	BLACK	AWG 18	PA52	8	1062-16-0122		PA58	6	1062-16-0122		62.3	095



APPLICABLE STANDARDS / SPECIFICATIONS
HARNNESS SPECIFICATIO DRAWING 606000

DO NOT SCALE DRAWING
DIMENSIONS ARE IN INCHES
UNLESS OTHERWISE SPECIFIED.



		EMERGENCY ONE INC OCAALA FL USA	
		HARN JACK CNTRL	
DATE OF RELEASE	DRAWN BY T CUPPY	DATE 8/14/2018	SIZE C 1090003 SCALE NONE SHEET 1 OF 1
CHECKER D SMITH	DESIGN APPROVAL G CRET	SIMILAR TO:	